

# Infinite Bulk Mailer

By



**Infinite Open Source Solutions**

**Technology Business Incubator,  
National Institute of Technology Calicut.**

**+91 9995743824**

**E-mail: [info@ioss.in](mailto:info@ioss.in)**

**Website: [www.ioss.in](http://www.ioss.in)**



## Infinite Bulk Mailer

Our Infinite Bulk\_Mailer is powerful software with easy to use interface for bulk opt-in emailing. It processes mailing lists of any size; the number of recipients is unlimited.

Bulk email client for sending individual, personalized text or HTML messages to your mailing list. Emails can be sent with the built in SMTP server. Sends emails quickly with parallel threads. Compose and deliver highly personalized bulk emails fast with our **mass mailing software**. Simple, Fast, and Effective...

### Features

1. **The number of email addresses is unlimited. If you wish you can reach a million people by sending them individual emails at once and without that embarrassing exposure of email addresses to other recipients of your message.**
2. It does not need reliable internet connection. (If the connection interrupted or loosed the mailer always waiting for a connection, if the connection came it continue to sending.)
3. Bulk Mail Sender accepts mailing lists generated .txt, CSV and document files.
4. Bulk mailer uses direct multithread delivery and ensures 100% usage of your modem. Using standard 56K modem (please note, that many factors can influence on the sending speed, for example, your message's size, the Internet connection speed, your recipient's mailboxes availability etc...).
5. It Support to sending **HTML** Message.
6. It Support up to 10 attachments per messages.
7. The software easy to configure, easy to setup and easy to use.



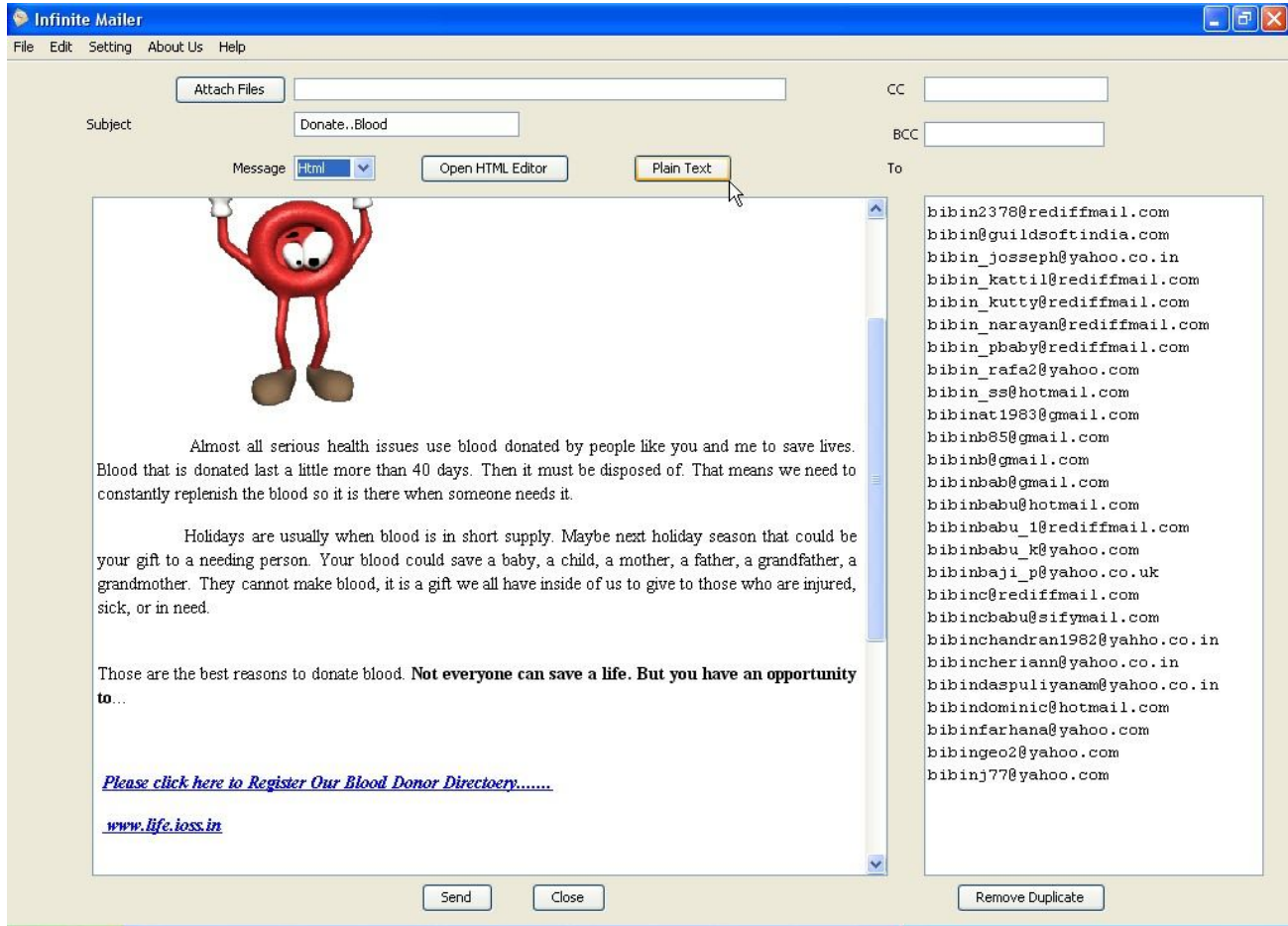
8. The Software keep address book for storing your email ids simply in text format.
9. The Software store failed and successful emails separately for resending.
10. The Software support to changing the speed of the sending.
11. The Software also support to sending atomic sending (one by one).
12. The Software also supports editing, deleting, sorting and searching emails from your address book.
13. Email List consolidation is very simple.
14. The software reliable, efficient and secure.
15. The Software integrated with HTML editor for creating Html Message.
16. The software developed by using JAVA so the software support all major OS (LINUX, WINDOWS etc)

**Download the Software free from**

**<http://ioss.in/Download-free-Mailer%20Software.php>**

# Main Screen Shots

## Main Window

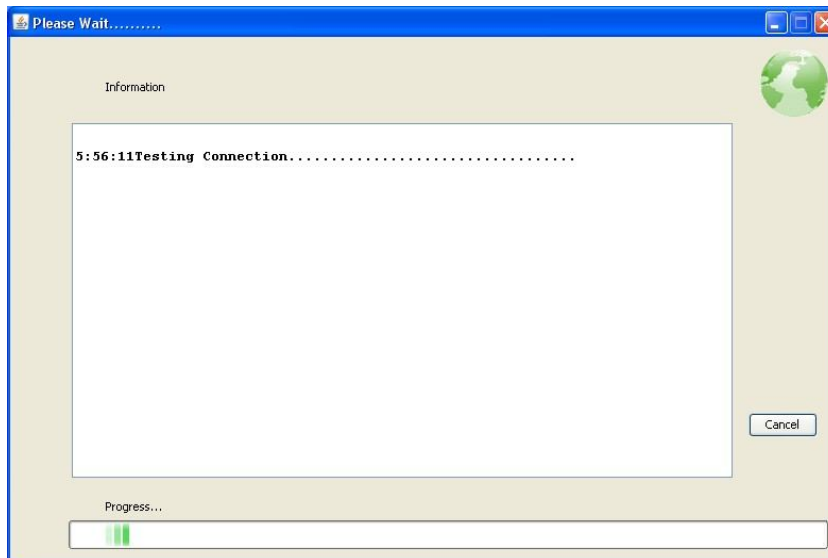


### Configuration Settings

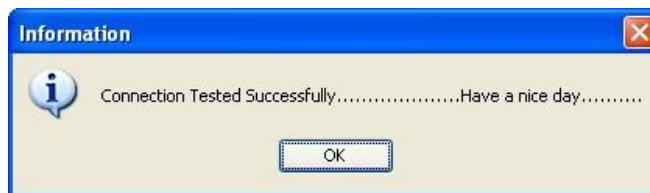
Menu->Settings->Set All or first click send button automatically display it



Click Set button, It displays Progress bar window



After Successful settings the mailer software connected your SMTP server and it displays the message.



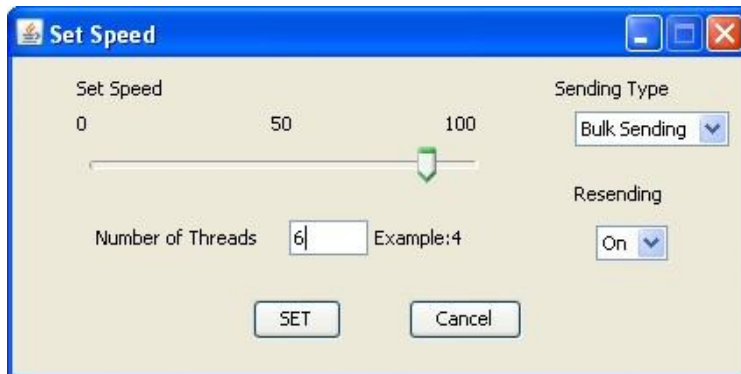
Now The software ready for sending mail....

## Set Speed(Optional Setting)

Menu->Settings->set speed

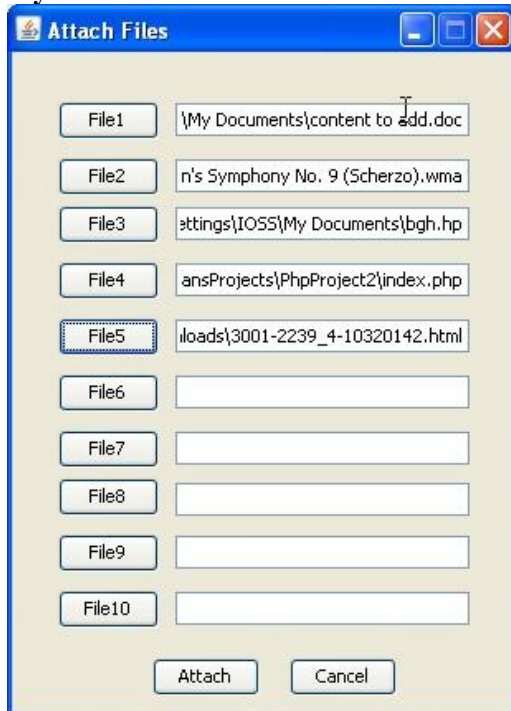
We can set the sending speed such as how many threads can parallel executed (means how many mail can send at a time) and speed of sending.

The software also has an option to set atomic sending (One by one) by selecting sending type. It is the slowest sending method.



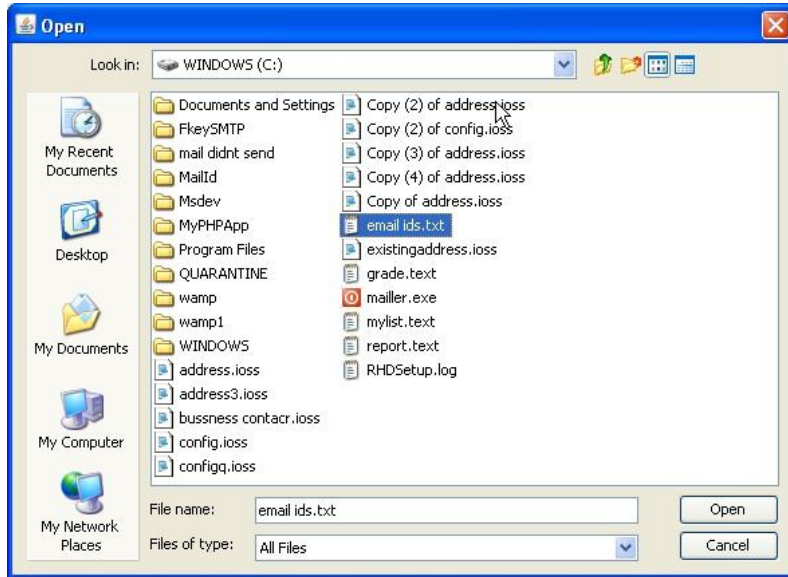
## Set Attachment (Optional Setting)

if you need more than one attachment for sending, there is an option in main window button



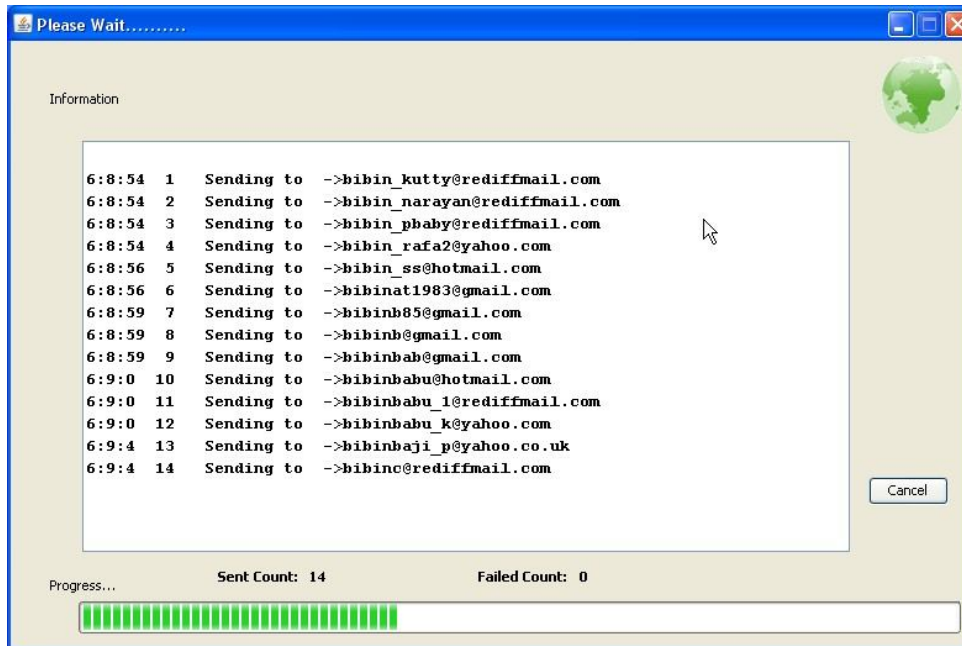
'Attach Files', and click it.

And Click File Button and browse for file to be attached.

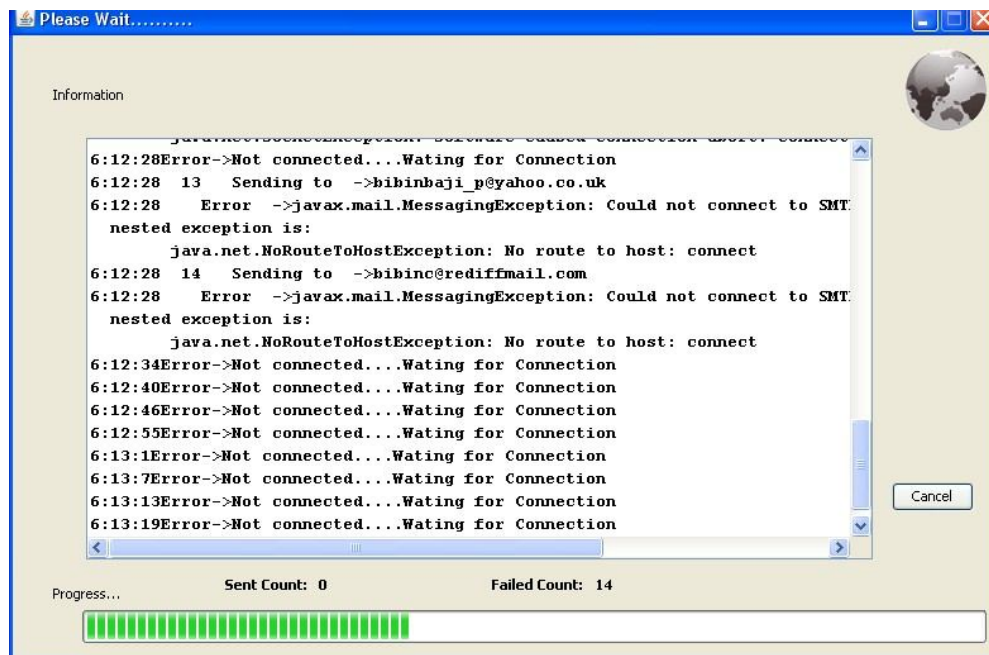


### Sending Progress

After click send button it shows Progress bar window



**When Connection interrupted during the sending it waiting for a connection and when connection established it continues sending mails.**



**This Green Globe indicate the software sending message successfully**



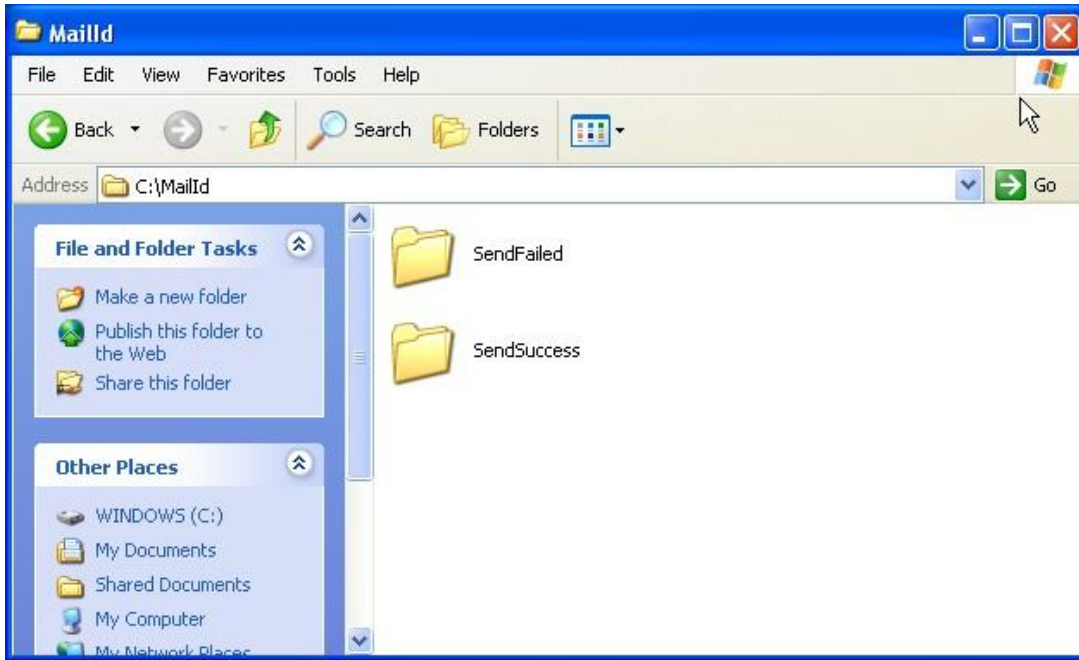
**This dark Globe indicates there is no internet connection, network connection or your server not accepts the connection.**



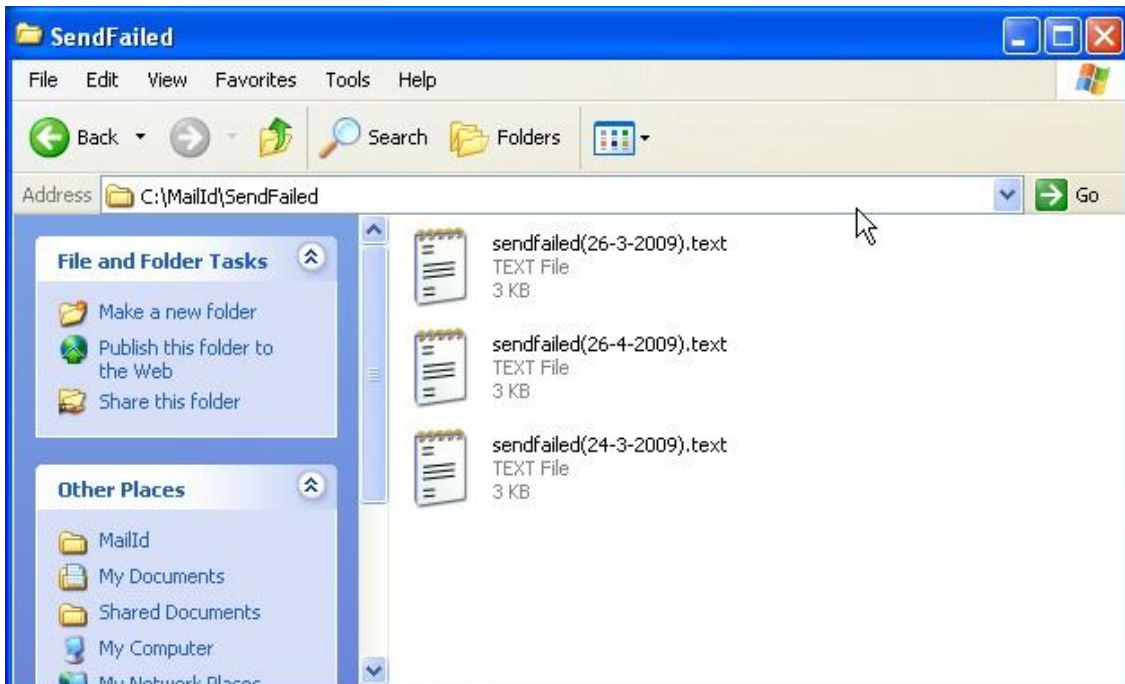
**This red Globe indicates your SMTP Server not accept the message because some error in your SMTP server (like 451 error).**



The software store failed and successful email separately in folder called 'c: //MailId'



In that folder we can see the failed email stored in sending date.



**Menu->Settings->set host and port**

**The software also support to change your host name and port number if you required**



**Menu->Settings->set username and password.**

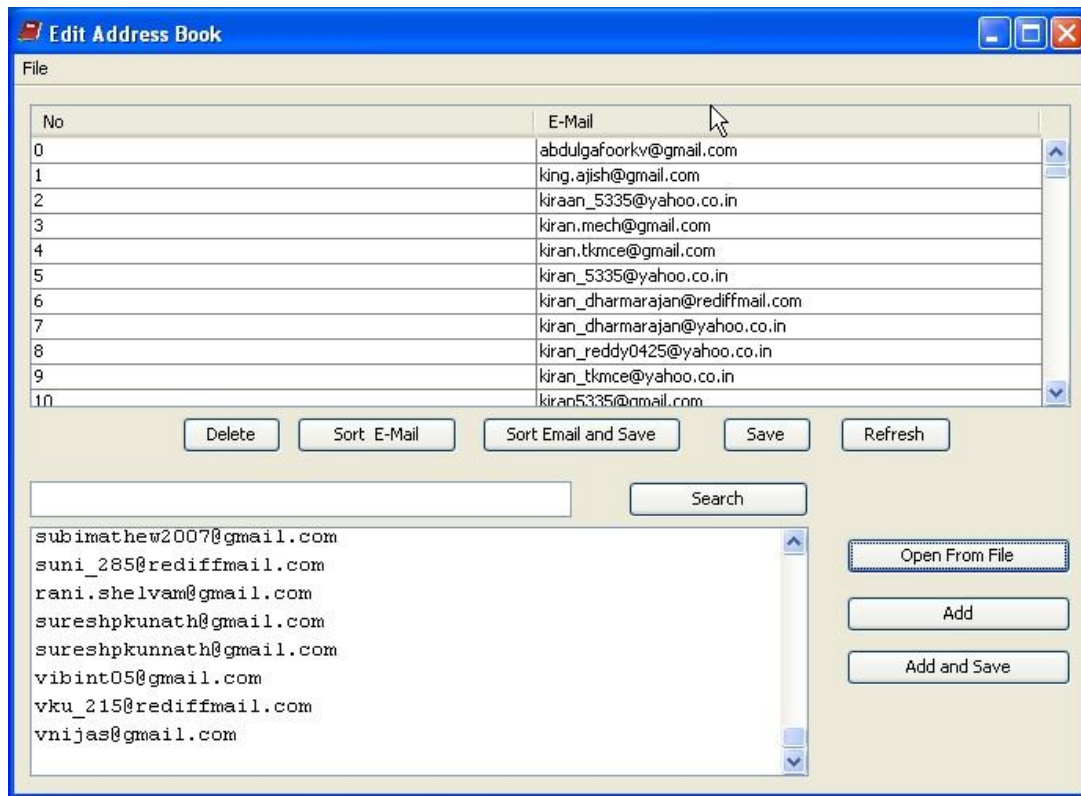
**The software also support to change your username name and password if you required**



## **Address Book**

**Menu->Edit->Edit Address Book**

**The software support for storing your contact and editing, deleting, sorting, searching and importing contacts from .CSV or .txt files then add to the list.**

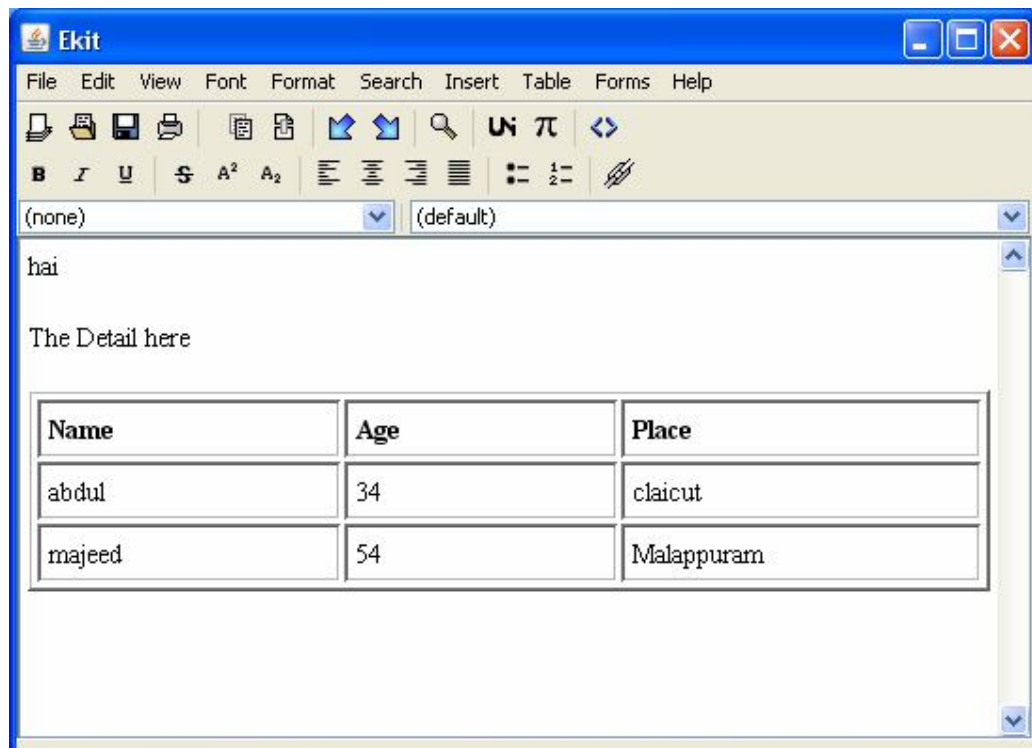


## HTML Editor

**Main window->Open Html Editor**

**The software support to create html message easily by opening html editor**

**Then select all (Ctrl +A) and copy (Ctrl+C) the created text html to the message box in main window (Ctrl +v)**



## File Menu

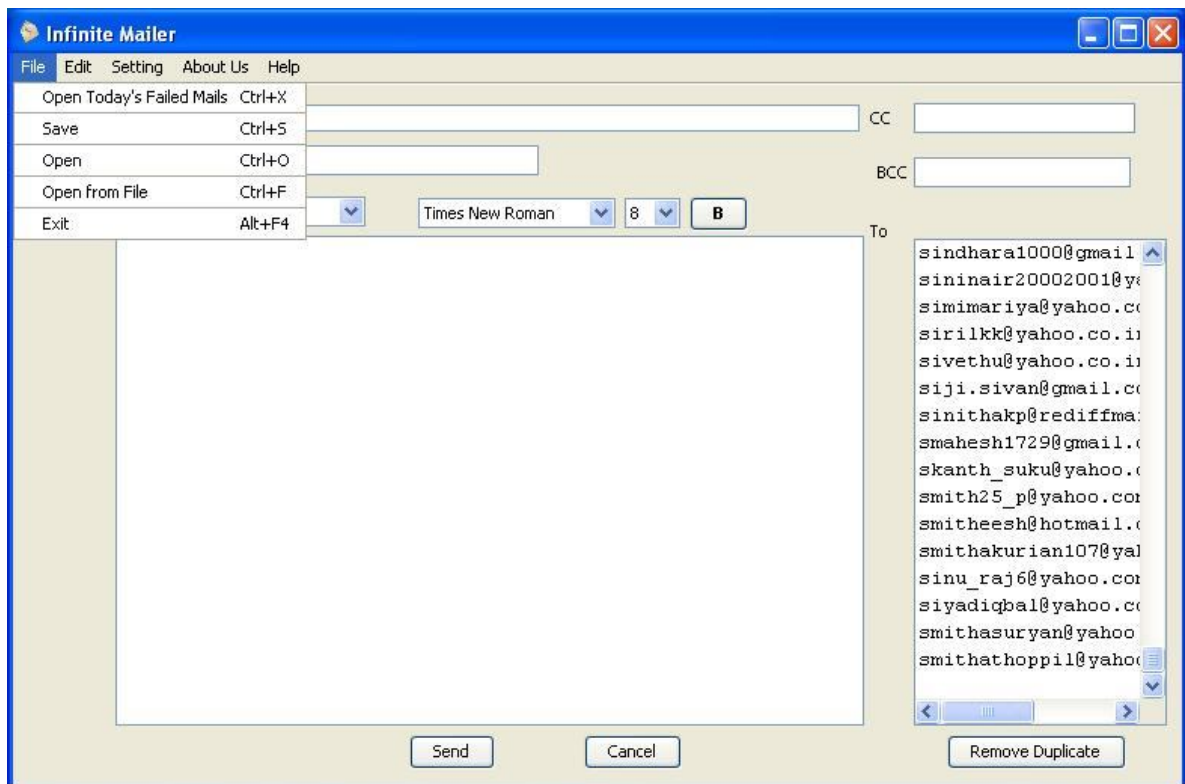
### In File menu consist of operation

**Open Today's Failed Mails:** for opening today's failed emails for resending.

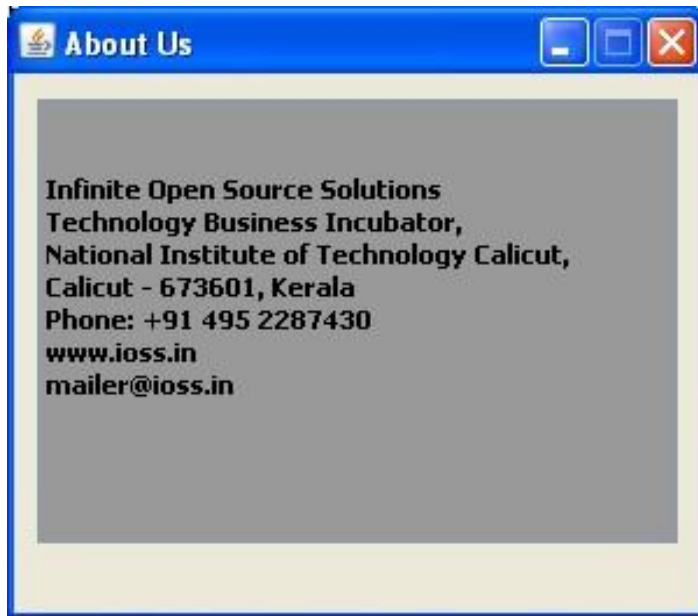
**Save** : Save the emails to the address book

**Open** : Open Email ID from the address book

**Open from File** : Open (Import) Email Id from text or CSV File by browsing.



## About US



## Software Requirements

### Operating System

1. Windows9x, WindowsNT, Windows XP, Vista
2. Linux(All major Distributions)

**Java Runtime Environments or JVM (1.5 or above) (free download from <http://javadl.sun.com/webapps/download/AutoDL?BundleId=29226>)**

## Hardware Requirements

**Internet Connection (50kbps speed or above)**

### Memory

RAM: 128MB or Above  
HDD: 20GB or Above

**Download the Software free from**

**<http://iooss.in/Download-free-Mailer%20Software.php>**

More Details Please Contact us ....